

## KRATKOČASNIK OPB 4. IN 5. TEDEN


Pred tabo so vaje za urjenje možganov. Mlajši učenci se preizkusite v iskanju predmetov, ki so ob robu slike ter jih poiščete in pobarvate v glavni sliki. Učenci 3. razreda pobarvajte z modro barvico besede, ki jih v angleščini znate pravilno izgovoriti. Učenci 4. in 5. razreda pa si lahko oblikujete slovar in si nove besede izpišete ter zraven zapišete njihov prevod.

Ostale naloge vsebujejo kratka in jedernata navodila.

Veselo na delo!

### 1. in 2. RAZRED: POIŠČI, PREŠTEJ IN ZAPIŠI.

# EASTER I SPY



\_\_\_\_\_



\_\_\_\_\_



\_\_\_\_\_



\_\_\_\_\_




\_\_\_\_\_



\_\_\_\_\_

POIŠČI, PREŠTEJ IN POBARVAJ.


# I SPY Easter




- |   |   |   |   |   |   |   |   |   |   |   |   |   |   |   |  |   |   |   |   |
|---|---|---|---|---|---|---|---|---|---|---|---|---|---|---|--|---|---|---|---|
| 2 |  | 4 |  | 4 |  | 5 |  | 4 |  | 5 |  | 7 |  | 4 |  | 6 |  | 5 |  |
| 1 |  | 6 |  | 7 |  | 1 |  | 3 |  | 6 |  | 7 |  | 4 |  | 7 |  | 5 |  |
| 3 |  | 3 |  | 4 |  | 6 |  | 2 |  | 7 |  | 5 |  | 9 |  | 6 |  | 3 |  |

POMAGAJ ZAJČKU POISKATI POT DO PIRHOV.

# Help the Bunny Find the Eggs




POMAGAJ PIŠČANČKOMA POISKATI POT DO PIRHA.




Printables.se

PIŠČANČKA IN ZAJČEK IŠČEJO POT DO PIRHA. JIM LAHKO POMAGAŠ?



Printables.se


POMAGAJ KOKOŠKI DO PIŠČANČKA.




POIŠČI RAZLIKE.

# Easter



Spot 5 differences!



Spot 10 differences!




POIŠČI 6 RAZLIK.






# Easter

**Spot 5 differences!**



**Spot 10 differences!**



POIŠČI 12 RAZLIK MED SLIKAMA.



## Behind the farmer's back

Can you find these things in the big picture?



apple core



spoon



toothbrush




teacup



artist's brush



pencil



Illustrated by Maggie Swanson



open book



slice of pizza



sock



fish



heart



baseball glove



gingerbread man



banana

3. – 5. RAZRED: POIŠČI 20 ANGLEŠKIH BESED. OB BESEDI ZAPIŠI PREVOD, ČE BESEDE NE POZNAŠ JO POIŠČI V SLOVARJU.

# EASTER WORD SEARCH PUZZLE


FIND 20 WORDS HIDDEN IN THIS PUZZLE



S G S E A R C H S R J K J G E  
 S Y A B D A F F O D I L E C C  
 R Q R H W U H F S J F X L H H  
 T P A I N T B A S K E T L O I  
 H O O V F P I A H W K E Y C C  
 L S D I W D O J U P Q A B O K  
 A U E S M H O W X P A S E L S  
 F N C U I Q G F U N M T A A G  
 B D O I E G G D G X S E N T Z  
 U A R N P B O N N E T R P E I  
 N Y A N R A B B I T D N A U U  
 N R T H U N T G R G M N R D F  
 Y F E M S P R I N G A K A I I  
 N S D W M Y H V S C A N D Y N  
 F V K S C S R L S X A R E H D

- Word List**
- BASKET
  - BUNNY
  - CANDY
  - CHOCOLATE
  - EASTER
  - EGG
  - FUN
  - HUNT
  - SUNDAY
  - RABBIT
  - SPRING
  - DAFFODIL
  - JELLYBEAN
  - PARADE
  - BONNET
  - CHICKS
  - SEARCH
  - FIND
  - DECORATED
  - PAINT

Search the puzzle for the words shown in the word list. Circle each word that you find until you find all of the words in the whole puzzle!




3. – 5. RAZRED: ANGLEŠKIM BESEDAM POIŠČI PRIPADAJOČO SLIČICO. NATO BESEDE VPIŠI V KRIŽANKO.

# It's Easter Time!


Number the pictures, then do the crossword.


1 basket – 2 bunny – 3 Easter egg – 4 daffodil  
5 dove – 6 chick – 7 chocolate – 8 lamb



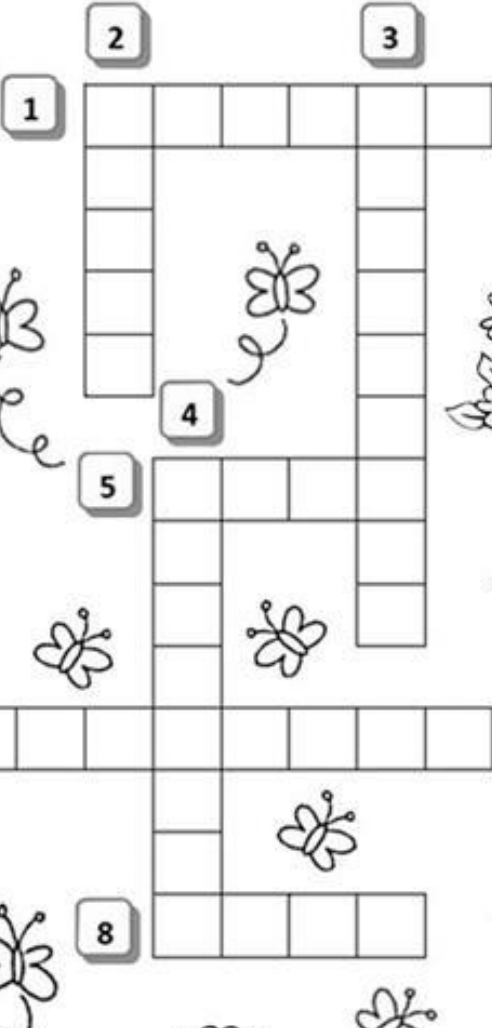
2


3






1









6

5


4


7





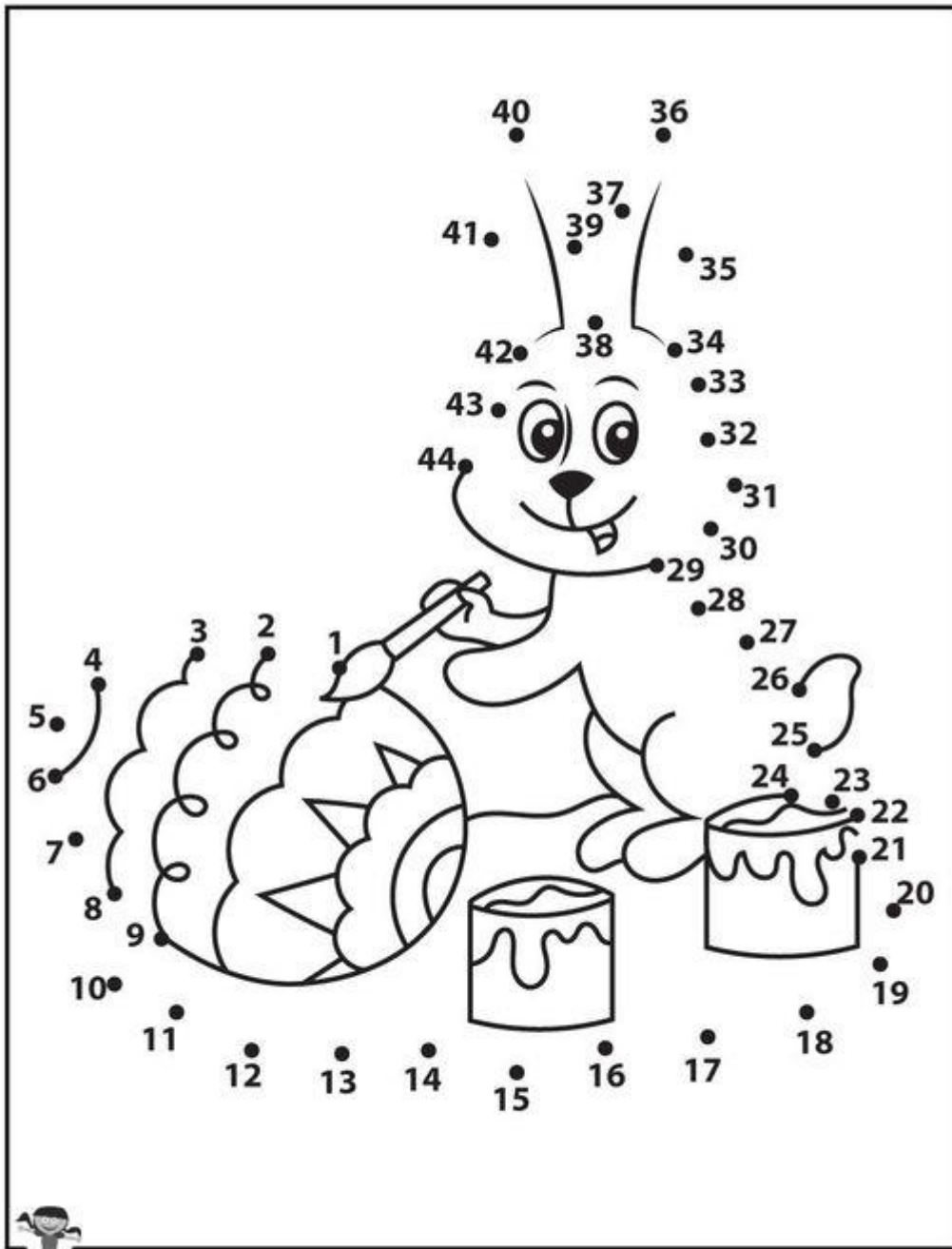
8





iSLCollective.com

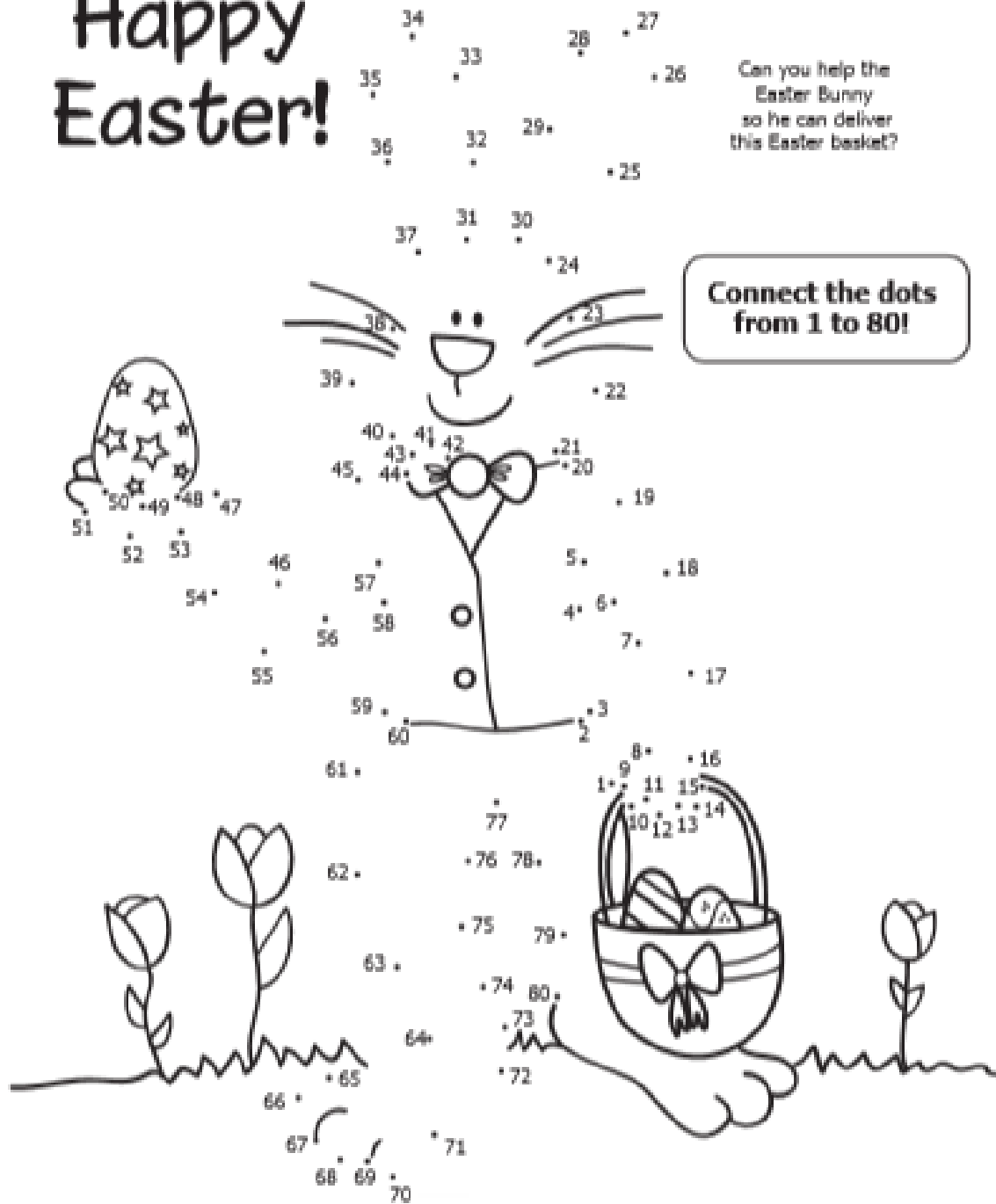
2. IN 3. RAZRED: POVEŽI ŠTEVILA PO VRSTI.




# Happy Easter!

Can you help the  
Easter Bunny  
so he can deliver  
this Easter basket?

Connect the dots  
from 1 to 80!



2. IN 3. RAZRED: POVEŽI ŠTEVILA PO VRSTI OD ENA DO 110.

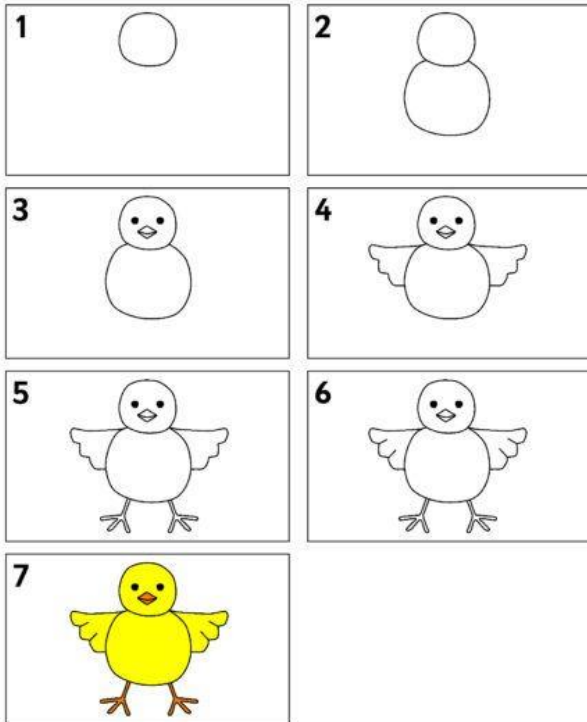





ENOSTAVNO RISANJE PO KORAKIH.

## How to Draw a Chick

Use these instructions to help you draw a simple cartoon chick.







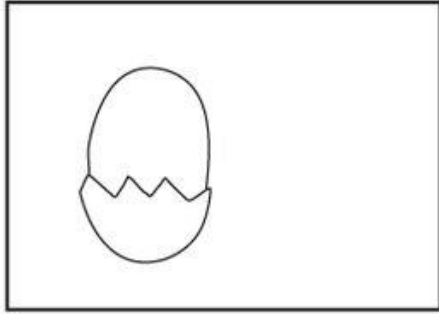
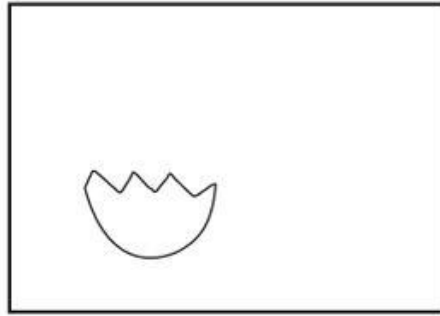
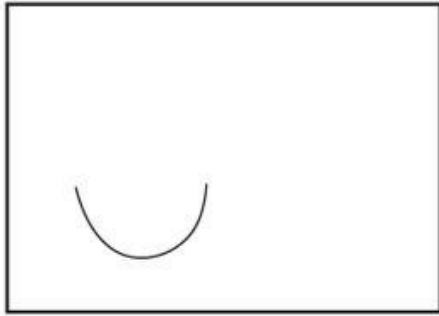
© Copyright 2017. www.sparklebox.co.uk




Download Draw What You See 1

22

© Mrs. Helen Brown



OBLIKE IZ LEVEGA KVADRATA NATANČNO PRERIŠI V DESNI KVADRAT.



OPRAVI JOGO ZA SLONE, POSKOČNO IN ELEGANTNO KOT ZAJČEK.

# COLOR ME YOGA™

